

# TECHNICAL BULLETIN EN-36

DATE: NOVEMBER 17, 2005  
MODEL YEAR: 2005 AND AFTER  
ENGINE MODEL: J05D-TA/J08E-TE  
CHASSIS MODEL: ALL  
BULLETIN NUMBER: EN-36

FILE IN THE ENGINE SECTION OF THE TECHNICAL BULLETIN BINDER

## CONNECTING ROD CHANGES

### PURPOSE

There are three (3) types of connecting rod assemblies used in the J05 and J08 engines. This information can also be found in the 2005~2006 MY UD Trucks Service CD.

### CHANGE NOTICE

See page 2 of 2 for engine cut in serial numbers.

### CHANGE DETAILS

**Original and Intermediate Style Connecting Rods:** These Connecting Rods shown in the schematic on page 2 of 2 may have been mixed within engines during factory assembly.

**Intermediate Style Connecting Rod:** Available as a spare part for engines prior to the listed serial numbers. This connecting rod may be used to replace the original and intermediate style connecting rods.

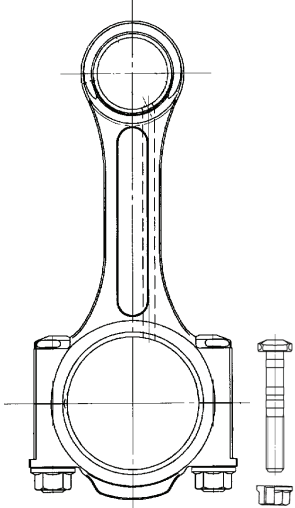
**Current Production Connecting Rods:** The connecting rod assemblies used in production engines after the listed engine serial numbers incorporate a wider connecting rod bearing and a relocated bearing locating tang. The current production connecting rods cannot be interchanged with the original and intermediate style connecting rod designs. See the following page for details.

## J05D-TA / J08E-TE Connecting Rods

Engine Serial Numbers Up to:  
 J05D-TA 013732  
 J08E-TE 012166

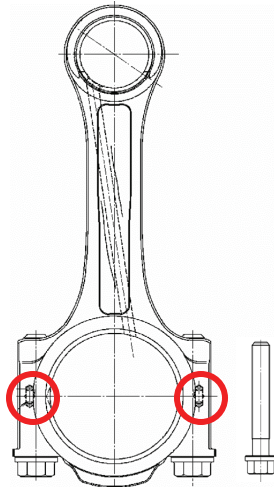
Engine Serial Numbers and After:  
 J05D-TA 013733  
 J08E-TE 012167

**Original**  
(Original Style)



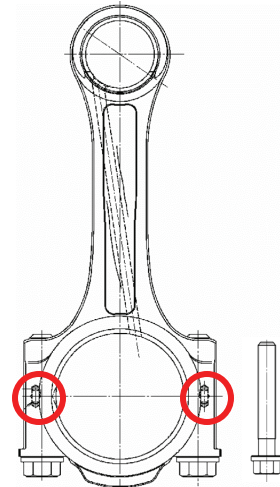
Stud/Nut Style

**Intermediate**  
(Second Style)

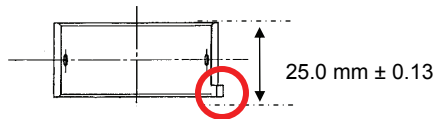


Dowel pins added and changed to bolt style

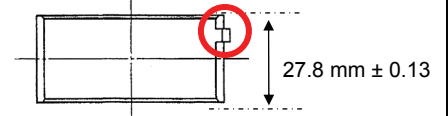
**Current Production**  
(Third Style)



Locating tang repositioned



Note: Both connecting rods utilize this style rod bearing



The position of the locating tang and the width of rod bearing have changed.

**THE INFORMATION CONTAINED IN THIS BULLETIN SHOULD NOT BE INTERPRETED AS THE BASIS FOR WARRANTY CLAIMS**

FOR THE INDICATED PERSONNEL BELOW, PLEASE READ, INITIAL, AND ROUTE TO THE FOLLOWING:

X	SERVICE MANAGER	X	WARRANTY MANAGER	X SERVICE TECHNICIANS INITIAL BELOW:				
X	PARTS MANAGER	X	SHOP FOREMAN	<table border="1" style="width: 100%; height: 20px;"> <tr> <td style="width: 25%;"></td> <td style="width: 25%;"></td> <td style="width: 25%;"></td> <td style="width: 25%;"></td> </tr> </table>				