



NISSAN DIESEL AMERICA, INC. RECALL BULLETIN

DATE: DECEMBER 27,2000
MODEL YEAR: 1999 ~ 2000
MODELS AFFECTED: UD1200 AND UD1400
BULLETIN #: SC - 406
FILE AT THE END OF THE STEERING SECTION OF THE TECHNICAL BULLETIN BINDER

VOLUNTARY SAFETY RECALL CAMPAIGN #00V - 406: 1999 ~ 2000 MODEL YEAR LIGHT DUTY FRONT STEER AXLE TIRE REPLACEMENT

MODELS AFFECTED

Certain 1999 and 2000 model year UD1200 and UD1400 vehicles produced from June through August, 1999. Each dealer will receive a computer listing of all affected vehicle identification numbers in their unsold dealer inventory. The list of affected vehicles are shown following the Warranty Notes of this recall bulletin.

DESCRIPTION

The possibility exists that the Dunlop brand SP LT5 front steer axle tires may deflate with little or no warning. If this occurs while the vehicle is in motion, steering ability could be impaired. This impaired steering ability could cause loss of control and vehicle crash with little or no prior warning.

The repairs to correct this condition consist of replacing both of the existing SP LT5 front steer axle tires with replacement tires provided by the Dunlop Tire Corporation.

All owners of affected vehicles will be notified by mail to schedule an appointment with an authorized Dunlop Tire repair facility to have this safety recall performed free of charge to the owner.

The National Highway Traffic Safety Administration has assigned the identification number 00V - 406 to this safety recall. This identification number must appear on all communications and documents of any nature related to the campaign described in this bulletin.

ADMINISTRATION / DEALER RESPONSIBILITY

Proceed immediately to make the necessary repair to the affected vehicles in inventory. All inventory vehicles subject to this safety recall must be corrected prior to sale, transfer, or delivery. Each dealer will receive a computer listing of all affected vehicle numbers in unsold dealer inventory. With this computer listing, the dealer will receive an "Authorization For Recall Notification Service" card for all unsold or undelivered inventory. This card must be filled out correctly and returned to the address on the card whether the vehicle was repaired, transferred, sold, etc. (see UD Warranty Policies & Procedures Manual, Part III, Section 1).

PARTS INFORMATION

The replacement tires required to complete the repairs as described in this Recall Bulletin are to be obtained through the Dunlop Tire Corporation. Please contact the Dunlop Tire Corporation Customer Affairs Office at the phone number listed below as soon as possible to schedule a shipment of no-cost replacement tires shipped directly to your location with no freight charge.

DUNLOP TIRE CORPORATION CUSTOMER AFFAIRS OFFICE:
1 - 800 - 548 - 4714 (AFTER MESSAGE PROMPT, SELECT "1" ON PHONE KEYPAD)

Refer to the attached computer list to order the required number of front steer axle replacement tires necessary to repair the listed vehicles.

SERVICE INFORMATION

Dunlop Tire Corp. has determined that affected SP LT5 tires manufactured with D.O.T. serial number 169 were installed on some of the listed vehicles. A D.O.T. serial number is a 10-digit code stamped into one side of the lower sidewall. The last three digits indicate the week and the year that the tire was produced, as illustrated below.

D.O.T. SERIAL NUMBER EXAMPLE

D.O.T. U2BA7KL **169**


WEEK OF PRODUCTION (16)

LAST DIGIT OF YEAR (9=1999)

AFFECTED TIRE D.O.T. SERIAL NUMBER RANGES:

UD1200
U2BA7KL 169

UD1400
U2BAWKL 169



- Inspect the front steer axle tire D.O.T. serial numbers of listed vehicles.
- a. If one or both front steer axle tire D.O.T. serial numbers on a listed vehicle has a date code of 169, proceed with tire replacement according to the instructions on the following pages.
- b. If not, place a mark in Box 01 (Inspected - No corrections necessary) of the "AUTHORIZATION FOR RECALL SERVICE" card and return it to NDA.
- The UD Dealer may choose to subcontract a tire service facility to perform the repairs described in this bulletin as sub-labor.
- The following instructions are for dealers who choose to perform the repairs on-site using the dealer's equipment and personnel.

Before servicing the vehicle, read the entire set of instructions first. Observe the following safety precautions to prevent personal injury, damage to property, or both while jacking:

- **Park the vehicle on a level, flat, hard surface, place the transmission in NEUTRAL (PARK for automatic transmissions), stop the engine and set the parking brake.**
- **Chock the front and back of the rear tires while jacking the vehicle.**
- **Do not allow any person to remain in the vehicle while jacking.**
- **Do not attempt to raise the vehicle by the bumper.**

• While jacking the vehicle, do not open or close cab doors, or load or unload the vehicle.

• Never get underneath the vehicle while it is supported only by the jack.

1. Loosen, but do not remove, the front steer axle wheel nuts.

NOTE: The wheel nuts on the right side have right-handed threads; the left side wheel nuts have left-handed threads.

2. Raise the vehicle to the height where the tire will just clear the surface. Install safety stands under the frame if the vehicle is to remain elevated for an extended period of time.

3. Remove the wheel nuts and wheels.

4. Replace the existing Dunlop SP LT5 front tires with the replacement tires, inflate to the correct pressure according to the Tire Load Limit chart found in the Service Manual CD (Page MA-6-10) or UD1200/1400 Owner's Manual (Page 11-59), and dynamically balance the wheels.

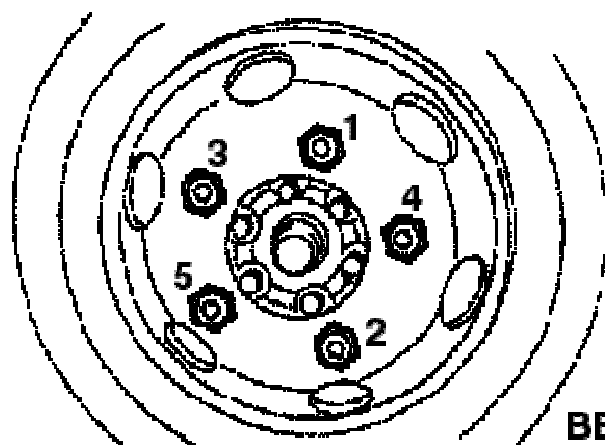
5. Before reinstalling the wheel, clean the wheel mounting surface with a wire brush and a clean, dry cloth. Apply a small amount of clean engine oil or grease to the threaded portions of the wheel nuts and hub bolts and on the spherical surfaces of the wheel nut ball seats. Do not use molybdenum grease for this purpose.

6. Using a lever, raise and fit the wheel disc to the hub by aligning the wheel disc bolt holes to the hub bolts. Position the wheel so that the hub bolts are in the center of the wheel disc bolt holes, and then hand-tighten the wheel nuts temporarily.

NOTE: Make sure that the spherical surface of the wheel nut faces the wheel disc.

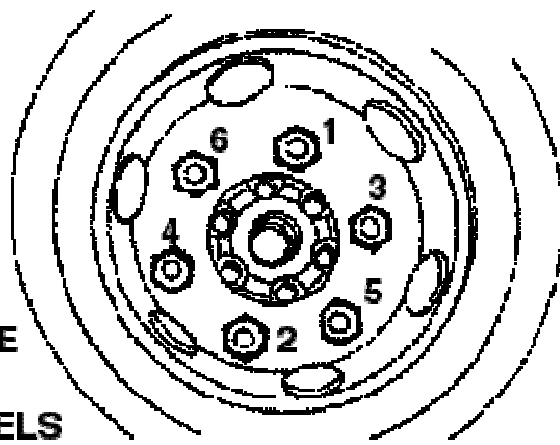
7. Remove the safety stands and loosen the jack to slowly lower the wheels to the ground.

8. Tighten the wheel nuts incrementally in the sequence shown below to reach the specified torque.



UD1200 WHEEL NUT TORQUE
325 ~ 398 ft-lbs
(441 ~ 539 N·m) (45 ~ 55 kg·m)

NOTE
WHEEL NUT
TORQUES ARE
DIFFERENT
BETWEEN MODELS

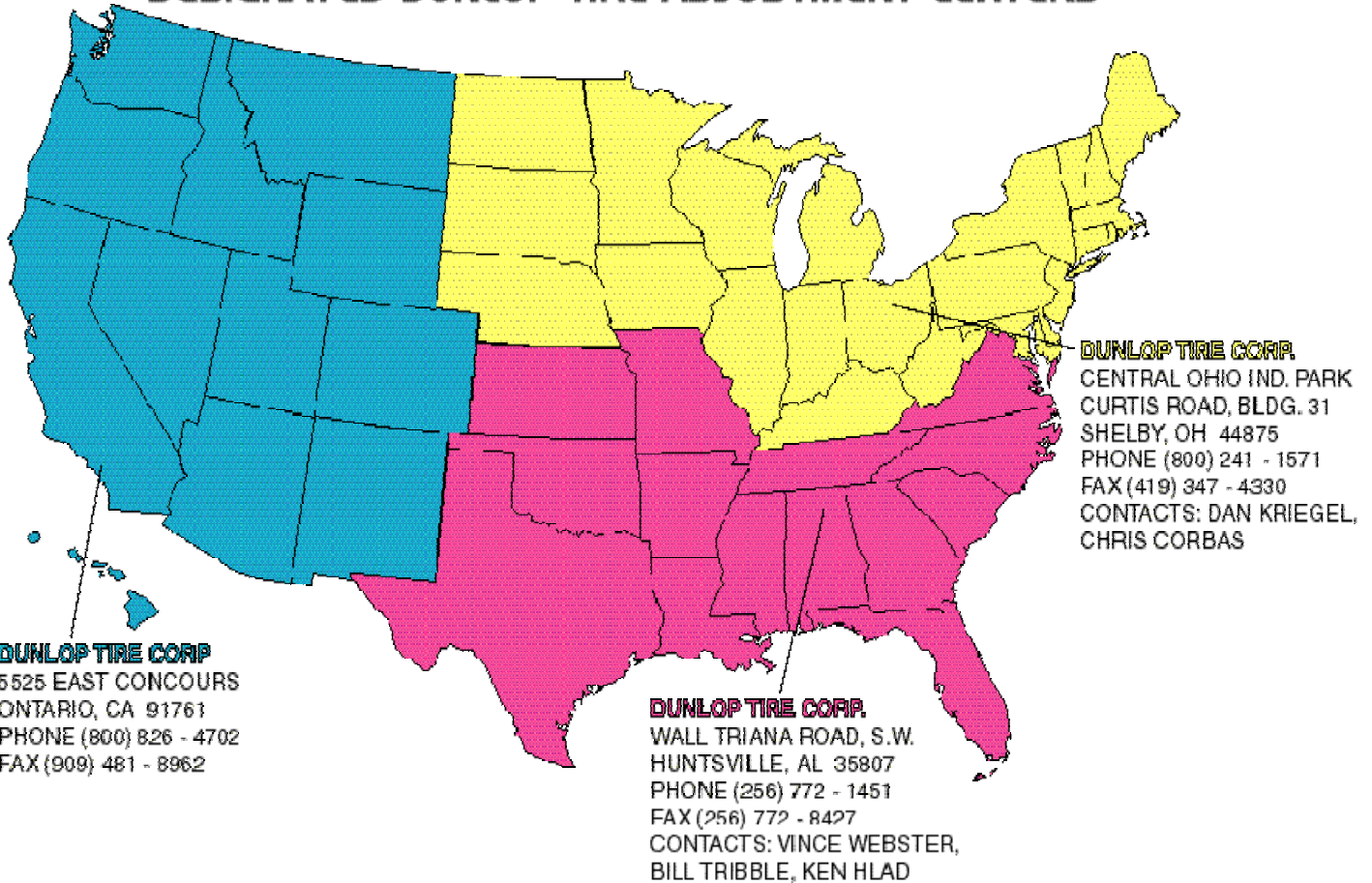


UD1400 WHEEL NUT TORQUE
268 ~ 311 ft-lbs
(363 ~ 422 N·m) (37 ~ 43 kg·m)

9. Make two copies of the properly completed "AUTHORIZATION FOR RECALL SERVICE" card (place a mark in box 02, "Inspected and corrected") and attach one to each tire.

10. Return the removed tires to the Designated Dunlop Tire Adjustment Center for the region in which your dealership is located using the U.P.S. call pick-up tags included with the replacement tires.

DESIGNATED DUNLOP TIRE ADJUSTMENT CENTERS





WARRANTY REIMBURSEMENT INFORMATION

Expenses for replacing the existing front steer axle tires with the replacement tires as described in this Recall Bulletin are to be recovered through the standard UD Warranty Claim Procedures as listed in the UD Warranty Policies & Procedures Manual, PART III and PART V. Please mail the "Authorization for Recall Notification Service" card to Nissan Diesel America, Inc. when the repairs are complete. Use the following information to prepare your warranty claims:

WARRANTY CODE:	K552 *
TROUBLE CODE:	720A1303
REPAIR DESCRIPTION:	PERFORM SAFETY RECALL CAMPAIGN # 00V - 406

CLAIM APPLICABLE LABOR AND SUBLET ITEMS ACCORDING TO THE MATRIX
BELOW:

FOR THESE REPAIRS  CLAIM THESE 	INSPECTED VEHICLE, NO CORRECTION NECESSARY	UD DEALER PERFORMS ENTIRE REPAIR	R & R BOTH WHEELS (TIRE REPLACEMENT & BALANCE AS SUBLET)	DUNLOP TIRE SERVICE FACILITY PERFORMS ENTIRE REPAIR											
LABOR OP #	720A	720B	720C	720D											
INDIVIDUAL LABOR TIMES	INSPECTION: 0.2	<table border="1"> <tr><td>INSPECTION: 0.2</td></tr> <tr><td>OBTAIN NEW TIRES, RETURN OLD TIRES: 0.3</td></tr> <tr><td>R & R BOTH FRONT</td></tr> <tr><td>REPLACE & BALANCE BOTH TIRES: 1.5</td></tr> </table>	INSPECTION: 0.2	OBTAIN NEW TIRES, RETURN OLD TIRES: 0.3	R & R BOTH FRONT	REPLACE & BALANCE BOTH TIRES: 1.5	<table border="1"> <tr><td>INSPECTION: 0.2</td></tr> <tr><td>OBTAIN NEW TIRES, RETURN OLD TIRES: 0.3</td></tr> <tr><td>R & R BOTH FRONT</td></tr> <tr><td>DELIVER WHEELS TO TIRE DEALER: 0.5</td></tr> </table>	INSPECTION: 0.2	OBTAIN NEW TIRES, RETURN OLD TIRES: 0.3	R & R BOTH FRONT	DELIVER WHEELS TO TIRE DEALER: 0.5	<table border="1"> <tr><td>INSPECTION: 0.2</td></tr> <tr><td>OBTAIN NEW TIRES, RETURN OLD TIRES: 0.3</td></tr> <tr><td>DELIVER WHEELS TO TIRE DEALER: 0.5</td></tr> </table>	INSPECTION: 0.2	OBTAIN NEW TIRES, RETURN OLD TIRES: 0.3	DELIVER WHEELS TO TIRE DEALER: 0.5
INSPECTION: 0.2															
OBTAIN NEW TIRES, RETURN OLD TIRES: 0.3															
R & R BOTH FRONT															
REPLACE & BALANCE BOTH TIRES: 1.5															
INSPECTION: 0.2															
OBTAIN NEW TIRES, RETURN OLD TIRES: 0.3															
R & R BOTH FRONT															
DELIVER WHEELS TO TIRE DEALER: 0.5															
INSPECTION: 0.2															
OBTAIN NEW TIRES, RETURN OLD TIRES: 0.3															
DELIVER WHEELS TO TIRE DEALER: 0.5															
TOTAL LABOR TIME	0.2 HRS.	2.5 HRS.	1.5 HRS.	1.0 HRS.											
SUBLET ITEMS	NONE	WHEEL WEIGHTS, HANDLING ALLOWANCE	SUBLET REPAIR, HANDLING ALLOWANCE	SUBLET REPAIR, HANDLING ALLOWANCE											

***NOTE:** When the Warranty Code is entered, the NDANET2 Warranty Claim system will automatically enter the Warranty Trouble Code and the Failed Part Number into the claim.

1. Special Handling Allowance of \$16.00 (listed in the NDA/Net On-line Warranty Claim Sublet menu as "00V406 SHA") will be allowed per vehicle when tires are replaced according to this bulletin.

2. Do not claim Individual Labor Times. Only claim Total Labor Time for the applicable repair.

00V - 406 LIST OF APPLICABLE VINS ON FOLLOWING PAGE:

JNAUXV1J5XG300218	JNAUXV1J7YG401116	JNAUZV1J7YG451122	JNAUZV1J2YG451173	JNAUXV1J6YG501143
JNAUXV1J7YG301002	JNAUXV1J9YG401117	JNAUZV1J9YG451123	JNAUZV1J4YG451174	JNAUXV1J8YG501144
JNAUXV1JXYG301012	JNAUXV1J0YG401118	JNAUZV1J2YG451125	JNAUZV1J6YG451175	JNAUXV1JXYG501145
JNAUXV1J1YG301013	JNAUXV1J2YG401119	JNAUZV1J4YG451126	JNAUZV1J8YG451176	JNAUXV1J1YG501146
JNAUXV1J3YG301014	JNAUXV1J9YG401120	JNAUZV1J6YG451127	JNAUZV1JXYG451177	JNAUXV1J3YG501147
JNAUZV1J2XA350104	JNAUXV1J0YG401121	JNAUZV1J8YG451128	JNAUZV1J1YG451178	JNAUXV1J5YG501148
JNAUZV1J8XA350124	JNAUXV1J2YG401122	JNAUZV1JXYG451129	JNAUZV1J3YG451179	JNAUXV1J7YG501149
JNAUZV1J1YG351002	JNAUXV1J4YG401123	JNAUZV1J6YG451130	JNAUZV1JXYG451180	JNAUXV1J3YG501150
JNAUZV1J4YG351012	JNAUXV1J6YG401124	JNAUZV1J8YG451131	JNAUZV1J1YG451181	JNAUXV1J5YG501151
JNAUZV1JXYG351015	JNAUXV1J8YG401125	JNAUZV1JXYG451132	JNAUZV1J3YG451182	JNAUXV1J7YG501152
JNAUZV1J1YG351016	JNAUXV1JXYG401126	JNAUZV1J1YG451133	JNAUZV1J5YG451183	JNAUXV1J9YG501153
JNAUZV1J3YG351017	JNAUXV1J1YG401127	JNAUZV1J3YG451134	JNAUZV1J7YG451184	JNAUZV1J1XA550181
JNAUZV1J5YG351018	JNAUXV1J3YG401128	JNAUZV1J5YG451135	JNAUZV1J9YG451185	JNAUZV1J2XA550254
JNAUZV1J7YG351019	JNAUXV1J5YG401129	JNAUZV1J7YG451136	JNAUZV1J0YG451186	JNAUZV1J5YG551087
JNAUZV1J3YG351020	JNAUXV1J1YG401130	JNAUZV1J9YG451137	JNAUZV1J4YG451188	JNAUZV1J5YG551154
JNAUZV1J5YG351021	JNAUXV1J3YG401131	JNAUZV1J0YG451138	JNAUZV1J6YG451189	JNAUZV1J7YG551155
JNAUZV1J7YG351022	JNAUXV1J5YG401132	JNAUZV1J2YG451139	JNAUZV1J2YG451190	JNAUZV1J0YG551157
JNAUZV1J9YG351023	JNAUXV1J9YG401134	JNAUZV1J9YG451140	JNAUZV1J4YG451191	JNAUZV1J4YG551159
JNAUZV1J0YG351024	JNAUXV1J0YG401135	JNAUZV1J0YG451141	JNAUZV1J6YG451192	JNAUZV1J0YG551160
JNAUZV1J2YG351025	JNAUXV1J2YG401136	JNAUZV1J2YG451142	JNAUZV1J8YG451193	JNAUZV1J2YG551161
JNAUZV1J4YG351026	JNAUXV1J4YG401137	JNAUZV1J4YG451143	JNAUZV1JXYG451194	JNAUZV1J4YG551162
JNAUZV1J6YG351027	JNAUXV1J6YG401138	JNAUZV1J6YG451144	JNAUZV1J1YG451195	JNAUZV1J6YG551163
JNAUZV1J8YG351028	JNAUXV1J8YG401139	JNAUZV1J8YG451145	JNAUZV1J3YG451196	JNAUZV1JXYG551165
JNAUZV1JXYG351029	JNAUXV1J4YG401140	JNAUZV1JXYG451146	JNAUZV1J5YG451197	JNAUZV1J1YG551166
JNAUZV1J6YG351030	JNAUXV1J6YG401141	JNAUZV1J1YG451147	JNAUXV1J4YG501089	JNAUZV1J3YG551167
JNAUZV1J8YG351031	JNAUXV1J8YG401142	JNAUZV1J3YG451148	JNAUXV1J4YG501092	JNAUZV1J5YG551168
JNAUZV1JXYG351032	JNAUXV1JXYG401143	JNAUZV1J5YG451149	JNAUXV1J8YG501094	JNAUZV1J7YG551169
JNAUXV1J8XA400218	JNAUXV1J1YG401144	JNAUZV1J1YG451150	JNAUXV1J1YG501096	JNAUZV1J3YG551170
JNAUXV1J0XA400262	JNAUXV1J3YG401145	JNAUZV1J3YG451151	JNAUXV1JXYG501100	JNAUZV1J5YG551171
JNAUXV1J8XA400526	JNAUXV1J5YG401146	JNAUZV1J5YG451152	JNAUXV1J3YG501102	JNAUZV1J7YG551172
JNAUXV1JXXG400556	JNAUXV1J7YG401147	JNAUZV1J7YG451153	JNAUXV1J5YG501103	JNAUZV1J9YG551173
JNAUXV1J6XG400585	JNAUXV1J0YG401149	JNAUZV1J9YG451154	JNAUXV1J9YG501105	JNAUZV1J0YG551174
JNAUXV1J3XG400589	JNAUZV1J7XA450408	JNAUZV1J0YG451155	JNAUXV1J0YG501123	JNAUZV1J2YG551175
JNAUXV1JXXG400590	JNAUZV1J1XG450451	JNAUZV1J2YG451156	JNAUXV1J2YG501124	JNAUZV1J4YG551176
JNAUXV1J8YG401092	JNAUZV1J3XG450452	JNAUZV1J4YG451157	JNAUXV1J4YG501125	JNAUZV1J6YG551177
JNAUXV1JXYG401093	JNAUZV1JXYG451082	JNAUZV1J6YG451158	JNAUXV1J6YG501126	JNAUZV1J8YG551178
JNAUXV1J5YG401096	JNAUZV1J1YG451083	JNAUZV1J8YG451159	JNAUXV1J8YG501127	JNAUZV1JXYG551179
JNAUXV1J7YG401102	JNAUZV1J5YG451085	JNAUZV1J4YG451160	JNAUXV1JXYG501128	JNAUZV1J6YG551180
JNAUXV1J0YG401104	JNAUZV1J7YG451086	JNAUZV1J6YG451161	JNAUXV1J1YG501129	JNAUZV1J8YG551181
JNAUXV1J2YG401105	JNAUZV1J2YG451089	JNAUZV1J8YG451162	JNAUXV1JXYG501131	JNAUZV1JXYG551182
JNAUXV1J4YG401106	JNAUZV1J0YG451091	JNAUZV1JXYG451163	JNAUXV1J3YG501133	JNAUZV1J1YG551183
JNAUXV1J6YG401107	JNAUZV1J4YG451093	JNAUZV1J1YG451164	JNAUXV1J5YG501134	JNAUZV1J3YG551184
JNAUXV1J8YG401108	JNAUZV1J6YG451094	JNAUZV1J3YG451165	JNAUXV1J7YG501135	JNAUZV1J5YG551185
JNAUXV1JXYG401109	JNAUZV1J8YG451095	JNAUZV1J5YG451166	JNAUXV1J9YG501136	JNAUZV1J7YG551186
JNAUXV1J6YG401110	JNAUZV1JXYG451101	JNAUZV1J7YG451167	JNAUXV1J0YG501137	JNAUZV1J9YG551187
JNAUXV1J8YG401111	JNAUZV1J4YG451109	JNAUZV1J9YG451168	JNAUXV1J2YG501138	JNAUZV1J0YG551188
JNAUXV1JXYG401112	JNAUZV1J6YG451113	JNAUZV1J0YG451169	JNAUXV1J4YG501139	JNAUZV1J2YG551189
JNAUXV1J1YG401113	JNAUZV1J8YG451114	JNAUZV1J7YG451170	JNAUXV1J0YG501140	JNAUZV1J9YG551190
JNAUXV1J3YG401114	JNAUZV1J1YG451116	JNAUZV1J9YG451171	JNAUXV1J2YG501141	JNAUZV1J0YG551191
JNAUXV1J5YG401115	JNAUZV1J7YG451119	JNAUZV1J0YG451172	JNAUXV1J4YG501142	JNAUZV1J2YG551192
				JNAUZV1J4YG551193